

Eastside VBC - University of Illinois Winter Festival - January 7-8, 2012

Hosted by Eastside Volleyball Club

Held at University of Illinois - Activity and Recreation Center (ARC)

16U Pool Play

OVER ALL RECORDS FOR POOL 6D1P1

Team	Code MATCH'S GAMES POINTS		
		Won	Lost	Tie	Pctg	Won	Lost	Pctg	For	Against	Pctg
Top Spin 16's	FJ6TPSPN1GW	3	0		100.00%	6	1	85.71%	165	133	55.37%
Rapid Fire 16-Black	FJ6RAPID2GL	2	1		66.67%	5	2	71.43%	161	129	55.52%
PTVBC 16-Yellow	FJ6PTVBC4GL	1	2		33.33%	2	4	33.33%	128	143	47.23%
ESVBC 16-Orange	FJ6ESTSD3GL	0	3		0.00%	0	6	0.00%	101	150	40.24%

Team	MATCH'S	Game 1		Game 2		Game 3		Offense	Defense	Diff +/-	Diff Tot.
		Won	Lost	Won	Lost	Won	Lost				
Top Spin 16's	X Rapid Fire 16-Black	25	- 23	, 24	- 26	, 15	- 12	64	61	3	
Top Spin 16's	X PTVBC 16-Yellow	25	- 18	, 26	- 24	, -	-	51	42	9	
Top Spin 16's	X ESVBC 16-Orange	25	- 14	, 25	- 16	, -	-	50	30	20	32
Rapid Fire 16-Black	X Top Spin 16's	23	- 25	, 26	- 24	, 12	- 15	61	64	-3	
Rapid Fire 16-Black	X PTVBC 16-Yellow	25	- 17	, 25	- 19	, -	-	50	36	14	
Rapid Fire 16-Black	X ESVBC 16-Orange	25	- 18	, 25	- 11	, -	-	50	29	21	32
PTVBC 16-Yellow	X Top Spin 16's	18	- 25	, 24	- 26	, -	-	42	51	-9	
PTVBC 16-Yellow	X Rapid Fire 16-Black	17	- 25	, 19	- 25	, -	-	36	50	-14	
PTVBC 16-Yellow	X ESVBC 16-Orange	25	- 20	, 25	- 22	, -	-	50	42	8	-15
ESVBC 16-Orange	X Top Spin 16's	14	- 25	, 16	- 25	, -	-	30	50	-20	
ESVBC 16-Orange	X Rapid Fire 16-Black	18	- 25	, 11	- 25	, -	-	29	50	-21	
ESVBC 16-Orange	X PTVBC 16-Yellow	20	- 25	, 22	- 25	, -	-	42	50	-8	-49

OVER ALL RECORDS FOR POOL 6D1P2

Team	Code MATCH'S GAMES POINTS		
		Won	Lost	Tie	Pctg	Won	Lost	Pctg	For	Against	Pctg
ESVBC 16-Black	FJ6ESTSD4GL	2	2		50.00%	4	4	50.00%	186	164	53.14%
BAVC 16	FJ6ESTSDAGL	2	2		50.00%	4	5	44.44%	125	208	37.54%
ESVBC 16-Silver	FJ6ESTSD2GL	3	1		75.00%	6	3	66.67%	200	159	55.71%
Rapid Fire 16-Red	FJ6RAPID1GL	2	2		50.00%	6	4	60.00%	212	188	53.00%
Brimfield 16	FJ6ESTSDBGL	0	4		0.00%	0	8	0.00%	131	201	39.46%
PTVBC 16-Green	FJ6PTVBC3GL	4	0		100.00%	8	1	88.89%	211	166	55.97%
PTVBC 15-Green	FJ5PTVBC3GL	1	3		25.00%	4	7	36.36%	177	221	44.47%

Team	MATCH'S	Game 1				Game 2			Game 3		Offense	Defense	Diff +/-	Diff Tot.
		Won	Lost	Tie	Pctg	Won	Lost	Tie	Pctg	Offense	Defense	Diff +/-	Diff Tot.	
ESVBC 16-Black	X Brimfield 16	25	-	20	,	25	-	15	,	-	50	35	15	
ESVBC 16-Black	X PTVBC 16-Green	24	-	26	,	20	-	25	,	-	44	51	-7	
ESVBC 16-Black	X PTVBC 15-Green	25	-	17	,	25	-	10	,	-	50	27	23	
ESVBC 16-Black	X Rapid Fire 16-Red	18	-	25	,	24	-	26	,	-	42	51	-9	22
BAVC 16	X Brimfield 16	26	-	24	,	25	-	22	,	-	51	46	5	
BAVC 16	X PTVBC 16-Green	18	-	25	,	12	-	25	,	-	30	50	-20	
BAVC 16	X PTVBC 15-Green	26	-	24	,	17	-	25	,	15	-	62	-4	
BAVC 16	X ESVBC 16-Silver	22	-	25	,	15	-	25	,	-	37	50	-13	-32
ESVBC 16-Silver	X Brimfield 16	25	-	11	,	25	-	12	,	-	50	23	27	
ESVBC 16-Silver	X PTVBC 16-Green	19	-	25	,	16	-	25	,	-	35	50	-15	
ESVBC 16-Silver	X PTVBC 15-Green	25	-	27	,	25	-	10	,	15	-	45	20	
ESVBC 16-Silver	X BAVC 16	25	-	22	,	25	-	19	,	-	50	41	9	41
Rapid Fire 16-Red	X Brimfield 16	25	-	16	,	25	-	12	,	-	50	28	22	
Rapid Fire 16-Red	X PTVBC 16-Green	20	-	25	,	25	-	20	,	12	-	60	-3	
Rapid Fire 16-Red	X PTVBC 15-Green	23	-	25	,	25	-	18	,	6	-	58	-4	
Rapid Fire 16-Red	X ESVBC 16-Black	25	-	18	,	26	-	24	,	-	51	42	9	24
Brimfield 16	X ESVBC 16-Black	20	-	25	,	15	-	25	,	-	35	50	-15	
Brimfield 16	X BAVC 16	24	-	26	,	22	-	25	,	-	46	51	-5	
Brimfield 16	X ESVBC 16-Silver	11	-	25	,	11	-	25	,	-	22	50	-28	
Brimfield 16	X Rapid Fire 16-Red	16	-	25	,	12	-	25	,	-	28	50	-22	-70
PTVBC 16-Green	X ESVBC 16-Black	26	-	24	,	25	-	20	,	-	51	44	7	
PTVBC 16-Green	X BAVC 16	25	-	18	,	25	-	12	,	-	50	30	20	
PTVBC 16-Green	X ESVBC 16-Silver	25	-	19	,	25	-	16	,	-	50	35	15	
PTVBC 16-Green	X Rapid Fire 16-Red	25	-	20	,	20	-	25	,	15	-	57	3	45
PTVBC 15-Green	X ESVBC 16-Black	17	-	25	,	10	-	25	,	-	27	50	-23	
PTVBC 15-Green	X BAVC 16	24	-	26	,	25	-	17	,	13	-	58	4	
PTVBC 15-Green	X ESVBC 16-Silver	27	-	25	,	10	-	25	,	8	-	65	-20	
PTVBC 15-Green	X Rapid Fire 16-Red	25	-	23	,	18	-	25	,	-	43	48	-5	-44

OVER ALL RECORDS FOR POOL 6D2P1

Team	Code MATCH'S GAMES POINTS				
		Won	Lost	Tie	Pctg	Won	Lost	Pctg	For	Against	Pctg		
Top Spin 15's	FJ5TPSPN1GW	3	0		100.00%	6	3	66.67%	183	159	53.51%		
Rapid Fire 15-White	FJ5RAPID1GL	2	1		66.67%	4	2	66.67%	156	143	52.17%		
PTVBC 15-White	FJ5PTVBC5GL	0	3		0.00%	1	6	14.29%	126	159	44.21%		
ESVBC 16-Yellow	FJ6ESTSD8GL	1	2		33.33%	3	4	42.86%	148	153	49.17%		
	 MATCH'S		Game 1		Game 2		Game 3		Offense	Defense	Diff +/-	Diff Tot.
Top Spin 15's	X Rapid Fire 15-White	24	-	26	,	25	-	20	,	15	-	9	
Top Spin 15's	X PTVBC 15-White	19	-	25	,	25	-	15	,	15	-	8	
Top Spin 15's	X ESVBC 16-Yellow	19	-	25	,	26	-	24	,	15	-	7	24
Rapid Fire 15-White	X Top Spin 15's	26	-	24	,	19	-	25	,	9	-	15	
Rapid Fire 15-White	X PTVBC 15-White	25	-	14	,	25	-	23	,		-		
Rapid Fire 15-White	X ESVBC 16-Yellow	27	-	25	,	25	-	17	,		-		13
PTVBC 15-White	X Top Spin 15's	25	-	19	,	15	-	25	,	8	-	15	
PTVBC 15-White	X Rapid Fire 15-White	14	-	25	,	23	-	25	,		-		
PTVBC 15-White	X ESVBC 16-Yellow	18	-	25	,	23	-	25	,		-		-33
ESVBC 16-Yellow	X Top Spin 15's	25	-	19	,	24	-	26	,	7	-	15	
ESVBC 16-Yellow	X Rapid Fire 15-White	25	-	27	,	17	-	25	,		-		
ESVBC 16-Yellow	X PTVBC 15-White	25	-	18	,	25	-	23	,		-		-5

OVER ALL RECORDS FOR POOL 6D2P2

Team	Code MATCH'S GAMES POINTS				
		Won	Lost	Tie	Pctg	Won	Lost	Pctg	For	Against	Pctg		
Vandalia Vertical 15	FJ5VNDVT1GW	3	0		100.00%	6	0	100.00%	150	98	60.48%		
PTVBC 15-Yellow	FJ5PTVBC4GL	3	0		100.00%	6	2	75.00%	177	145	54.97%		
Illini United 16	FJ6UNITE1GL	2	1		66.67%	5	3	62.50%	166	153	52.04%		
ESVBC 16-Royal	FJ6ESTSD6GL	0	3		0.00%	2	6	25.00%	149	177	45.71%		
ESVBC 16-Green	FJ6ESTSD7GL	0	3		0.00%	0	6	0.00%	106	150	41.41%		
Air Intensity 16	FJ6AIVBC1GL	1	2		33.33%	3	5	37.50%	141	166	45.93%		
	 MATCH'S		Game 1		Game 2		Game 3		Offense	Defense	Diff +/-	Diff Tot.
Vandalia Vertical 15	X ESVBC 16-Royal	25	-	12	,	25	-	16	,		-		
Vandalia Vertical 15	X ESVBC 16-Green	25	-	21	,	25	-	13	,		-		
Vandalia Vertical 15	X Air Intensity 16	25	-	13	,	25	-	23	,		-		52
PTVBC 15-Yellow	X ESVBC 16-Royal	19	-	25	,	29	-	27	,	15	-	7	
PTVBC 15-Yellow	X ESVBC 16-Green	25	-	17	,	25	-	20	,		-		
PTVBC 15-Yellow	X Air Intensity 16	25	-	14	,	24	-	26	,	15	-	9	32
Illini United 16	X ESVBC 16-Royal	23	-	25	,	26	-	24	,	15	-	13	
Illini United 16	X ESVBC 16-Green	25	-	22	,	25	-	13	,		-		
Illini United 16	X Air Intensity 16	25	-	16	,	22	-	25	,	5	-	15	13
ESVBC 16-Royal	X Vandalia Vertical 15	12	-	25	,	16	-	25	,		-		
ESVBC 16-Royal	X PTVBC 15-Yellow	25	-	19	,	27	-	29	,	7	-	15	
ESVBC 16-Royal	X Illini United 16	25	-	23	,	24	-	26	,	13	-	15	-28
ESVBC 16-Green	X Vandalia Vertical 15	21	-	25	,	13	-	25	,		-		
ESVBC 16-Green	X PTVBC 15-Yellow	17	-	25	,	20	-	25	,		-		
ESVBC 16-Green	X Illini United 16	22	-	25	,	13	-	25	,		-		-44
Air Intensity 16	X Vandalia Vertical 15	13	-	25	,	23	-	25	,		-		
Air Intensity 16	X PTVBC 15-Yellow	14	-	25	,	26	-	24	,	9	-	15	
Air Intensity 16	X Illini United 16	16	-	25	,	25	-	22	,	15	-	5	-25

18U Pool Play

OVER ALL RECORDS FOR POOL 8D1P1

Team	Code MATCH'S GAMES POINTS		
		Won	Lost	Tie	Pctg	Won	Lost	Pctg	For	Against	Pctg
Rapid Fire 18-Red	2 FJ8RAPID1GL	2	1		66.67%	4	2	66.67%	129	111	53.75%
Uno 18-South	1 FJ8UNOVB3GL	3	0		100.00%	6	0	100.00%	150	77	66.08%
BAVC 17	3 FJ7ESTSDAGL	1	2		33.33%	2	4	33.33%	113	118	48.92%
ESVBC 18-Orange	4 FJ8ESTSD3GL	0	3		0.00%	0	6	0.00%	64	150	29.91%
..... MATCH'S		Game 1		Game 2		Game 3		Offense	Defense	Diff +/-	Diff Tot.
Rapid Fire 18-Red	X Uno 18-South	15	- 25	, 14	- 25	, -	-	29	50	-21	
Rapid Fire 18-Red	X BAVC 17	25	- 20	, 25	- 20	, -	-	50	40	10	
Rapid Fire 18-Red	X ESVBC 18-Orange	25	- 5	, 25	- 16	, -	-	50	21	29	18
Uno 18-South	X Rapid Fire 18-Red	25	- 19	, 25	- 14	, -	-	50	33	17	
Uno 18-South	X BAVC 17	25	- 11	, 25	- 12	, -	-	50	23	27	
Uno 18-South	X ESVBC 18-Orange	25	- 10	, 25	- 11	, -	-	50	21	29	73
BAVC 17	X Rapid Fire 18-Red	20	- 25	, 20	- 15	, -	-	40	40	0	
BAVC 17	X Uno 18-South	11	- 25	, 12	- 25	, -	-	23	50	-27	
BAVC 17	X ESVBC 18-Orange	25	- 15	, 25	- 13	, -	-	50	28	22	-5
ESVBC 18-Orange	X Rapid Fire 18-Red	5	- 25	, 10	- 25	, -	-	15	50	-35	
ESVBC 18-Orange	X Uno 18-South	10	- 25	, 11	- 25	, -	-	21	50	-29	
ESVBC 18-Orange	X BAVC 17	15	- 25	, 13	- 25	, -	-	28	50	-22	-86

OVER ALL RECORDS FOR POOL 8D1P2

Team	Code MATCH'S GAMES POINTS		
		Won	Lost	Tie	Pctg	Won	Lost	Pctg	For	Against	Pctg
PTVBC 18-Green	1 FJ8PTVBC3GL	3	0		100.00%	6	0	100.00%	152	116	56.72%
ESVBC 18-Silver	3 FJ8ESTSD3GL	1	2		33.33%	3	5	37.50%	164	157	51.09%
Rapid Fire 17-Blue	2 FJ8RAPID1GL	1	2		33.33%	3	4	42.86%	134	157	46.05%
Uno 17-South	4 FJ8UNOVB3GL	1	2		33.33%	2	5	28.57%	140	160	46.67%
..... MATCH'S		Game 1		Game 2		Game 3		Offense	Defense	Diff +/-	Diff Tot.
PTVBC 18-Green	X ESVBC 18-Silver	25	- 19	, 26	- 24	, -	-	51	43	8	
PTVBC 18-Green	X Rapid Fire 17-Blue	25	- 16	, 25	- 14	, -	-	50	30	20	
PTVBC 18-Green	X Uno 17-South	26	- 24	, 25	- 19	, -	-	51	43	8	36
ESVBC 18-Silver	X PTVBC 18-Green	19	- 25	, 24	- 26	, -	-	43	51	-8	
ESVBC 18-Silver	X Rapid Fire 17-Blue	25	- 20	, 22	- 25	, 15	- 9	62	54	8	
ESVBC 18-Silver	X Uno 17-South	25	- 12	, 22	- 25	, 12	- 15	59	52	7	7
Rapid Fire 17-Blue	X PTVBC 18-Green	16	- 25	, 14	- 25	, -	-	30	50	-20	
Rapid Fire 17-Blue	X ESVBC 18-Silver	20	- 25	, 25	- 22	, 9	- 15	54	62	-8	
Rapid Fire 17-Blue	X Uno 17-South	25	- 22	, 25	- 23	, -	-	50	45	5	-23
Uno 17-South	X PTVBC 18-Green	24	- 26	, 19	- 25	, -	-	43	51	-8	
Uno 17-South	X ESVBC 18-Silver	12	- 25	, 25	- 22	, 15	- 12	52	59	-7	
Uno 17-South	X Rapid Fire 17-Blue	22	- 25	, 23	- 25	, -	-	45	50	-5	-20

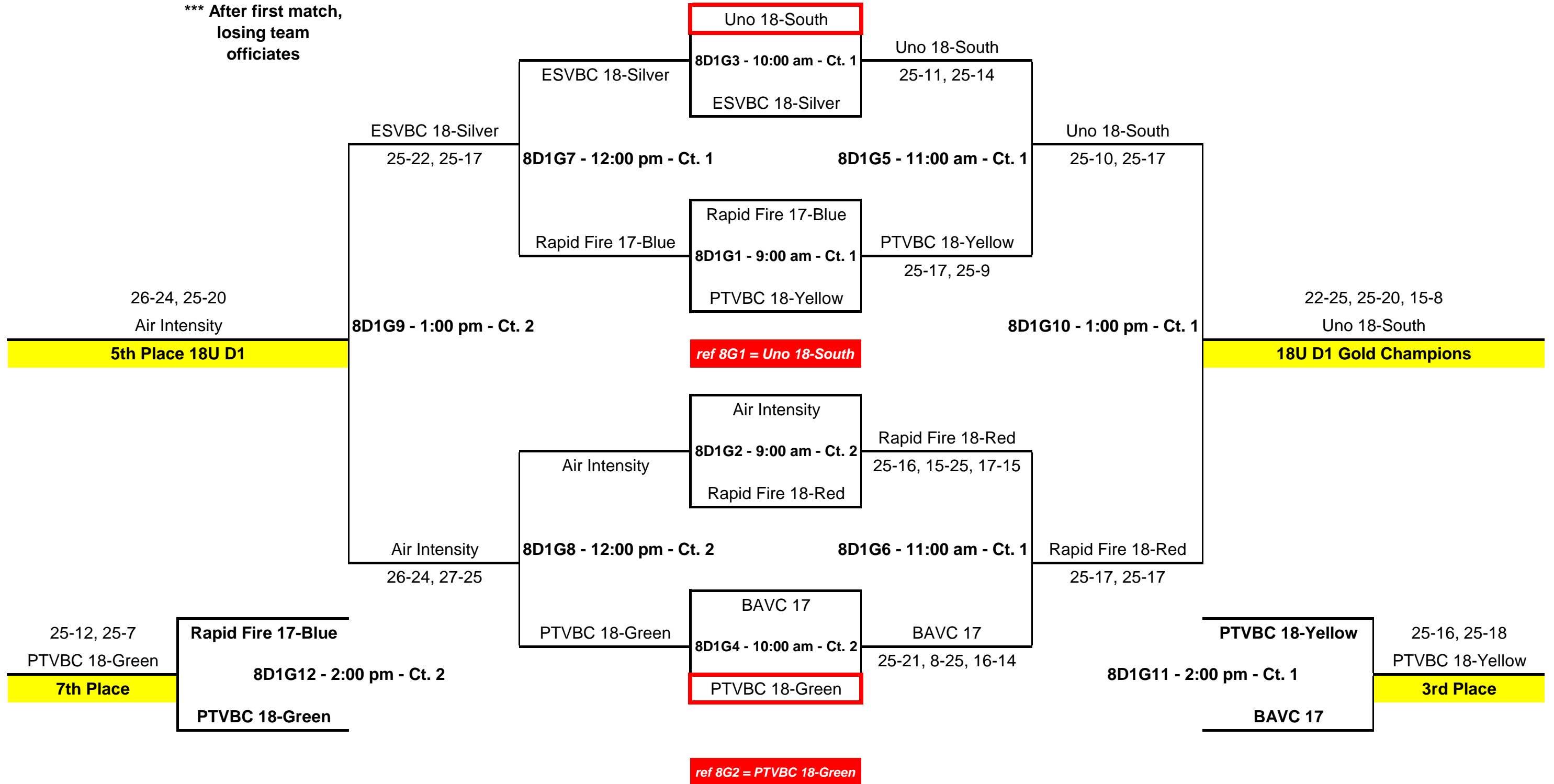
OVER ALL RECORDS FOR POOL 8D2P1

Team	Code MATCH'S			Pctg GAMES			Pctg POINTS						
		Won	Lost	Tie		Won	Lost	For		Against	Pctg					
Club FX 18-Green	4 FJ8CLBFX1GL	2	2		50.00%	5	4	55.56%	188	171	52.37%					
Illini United 18	5 FJ8UNITE1GL	2	2		50.00%	4	6	40.00%	146	211	40.90%					
Top Spin 18's	3 FJ8TPSPN1GW	2	2		50.00%	5	5	50.00%	222	185	54.55%					
ESVBC 18-Black	7 FJ8ESTSD5GL	0	4		0.00%	0	8	0.00%	125	200	38.46%					
PTVBC 18-Yellow	1 FJ8PTVBC4GL	4	0		100.00%	8	0	100.00%	200	137	59.35%					
Air Intensity 18	2 FJ8AIVBC1GL	3	2		60.00%	7	3	70.00%	220	177	55.42%					
PTVBC 18-White	6 FJ8PTVBC5GL	1	3		25.00%	3	6	33.33%	168	198	45.90%					
..... MATCH'S		Game 1			Game 2			Game 3			Offense	Defense	Diff +/-	Diff Tot.		
Club FX 18-Green	X PTVBC 18-Yellow	12	-	15	,	23	-	25	,	-	35	40	-5			
Club FX 18-Green	X Air Intensity 18	19	-	25	,	25	-	20	,	9	-	15	53	60	-7	
Club FX 18-Green	X PTVBC 18-White	25	-	23	,	25	-	17	,	-	50	40	10			
Club FX 18-Green	X ESVBC 18-Black	25	-	16	,	25	-	15	,	-	50	31	19	17		
Illini United 18	X PTVBC 18-Yellow	17	-	25	,	18	-	25	,	-	35	50	-15			
Illini United 18	X Air Intensity 18	17	-	25	,	14	-	25	,	-	31	50	-19			
Illini United 18	X PTVBC 18-White	22	-	25	,	25	-	15	,	15	-	6	62	46	16	
Illini United 18	X Top Spin 18's	25	-	23	,	9	-	25	,	19	-	17	53	65	-12	-30
Top Spin 18's	X PTVBC 18-Yellow	21	-	25	,	23	-	25	,	-	44	50	-6			
Top Spin 18's	X Air Intensity 18	25	-	22	,	23	-	25	,	15	-	13	63	60	3	
Top Spin 18's	X PTVBC 18-White	25	-	18	,	25	-	4	,	-	50	22	28			
Top Spin 18's	X Illini United 18	23	-	25	,	25	-	9	,	17	-	19	65	53	12	37
ESVBC 18-Black	X PTVBC 18-Yellow	12	-	25	,	11	-	25	,	-	23	50	-27			
ESVBC 18-Black	X Air Intensity 18	18	-	25	,	17	-	25	,	-	35	50	-15			
ESVBC 18-Black	X PTVBC 18-White	23	-	25	,	13	-	25	,	-	36	50	-14			
ESVBC 18-Black	X Club FX 18-Green	16	-	25	,	15	-	25	,	-	31	50	-19	-75		
PTVBC 18-Yellow	X Club FX 18-Green	25	-	12	,	25	-	23	,	-	50	35	15			
PTVBC 18-Yellow	X Illini United 18	25	-	17	,	25	-	18	,	-	50	35	15			
PTVBC 18-Yellow	X Top Spin 18's	25	-	21	,	25	-	23	,	-	50	44	6			
PTVBC 18-Yellow	X ESVBC 18-Black	25	-	12	,	25	-	11	,	-	50	23	27	63		
Air Intensity 18	X Club FX 18-Green	25	-	19	,	20	-	25	,	15	-	9	60	53	7	
Air Intensity 18	X Illini United 18	25	-	17	,	25	-	14	,	-	50	31	19			
Air Intensity 18	X Top Spin 18's	22	-	25	,	25	-	23	,	13	-	15	60	63	-3	
Air Intensity 18	X ESVBC 18-Black	25	-	13	,	25	-	17	,	-	50	30	20	43		
PTVBC 18-White	X Club FX 18-Green	23	-	25	,	17	-	25	,	-	40	50	-10			
PTVBC 18-White	X Illini United 18	25	-	22	,	15	-	25	,	6	-	15	46	62	-16	
PTVBC 18-White	X Top Spin 18's	18	-	25	,	14	-	25	,	-	32	50	-18			
PTVBC 18-White	X ESVBC 18-Black	25	-	23	,	25	-	13	,	-	50	36	14	-30		

Sunday Schedule

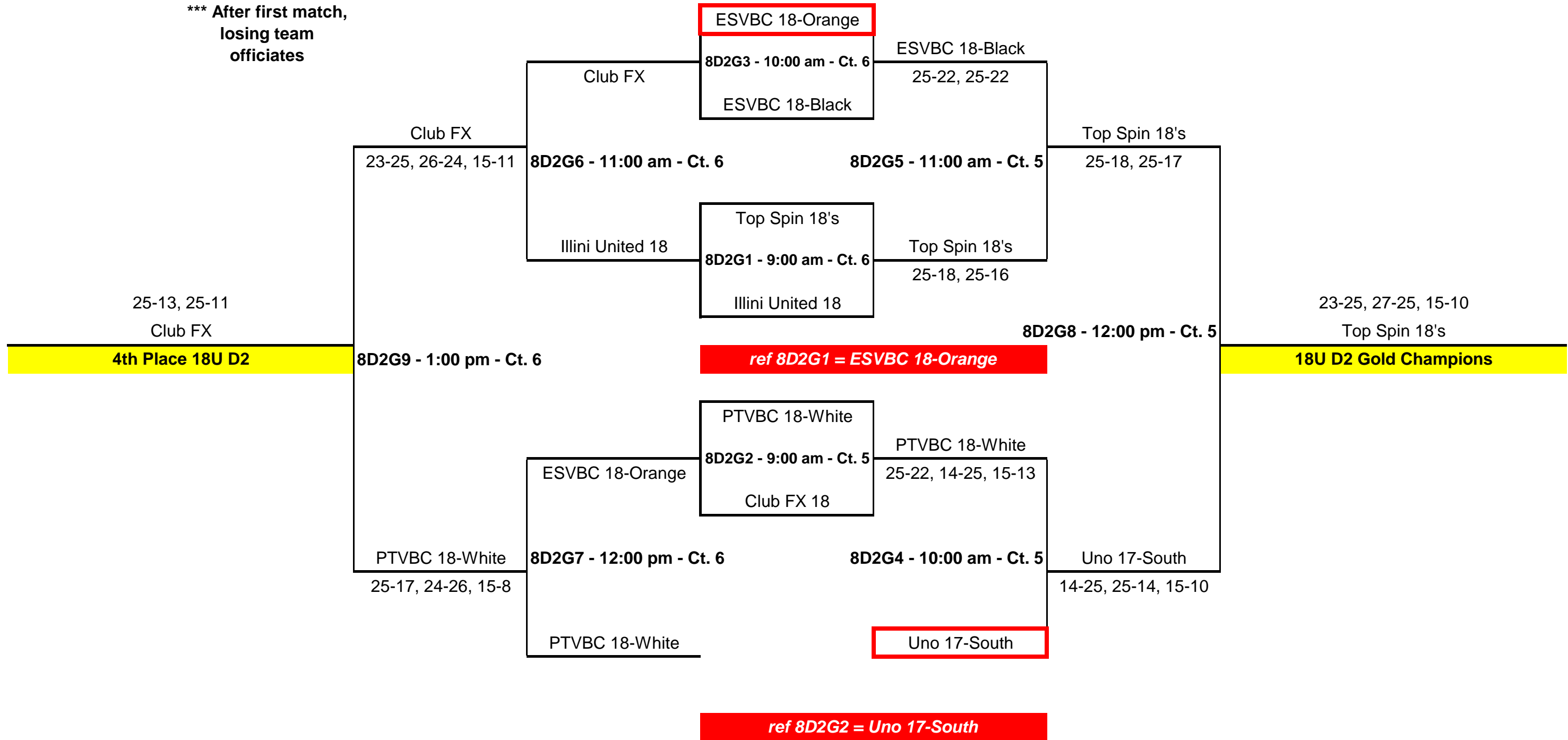
Gold Playoff Bracket for Girls 18U Division I - University of Illinois ARC

*** After first match,
losing team
officiates



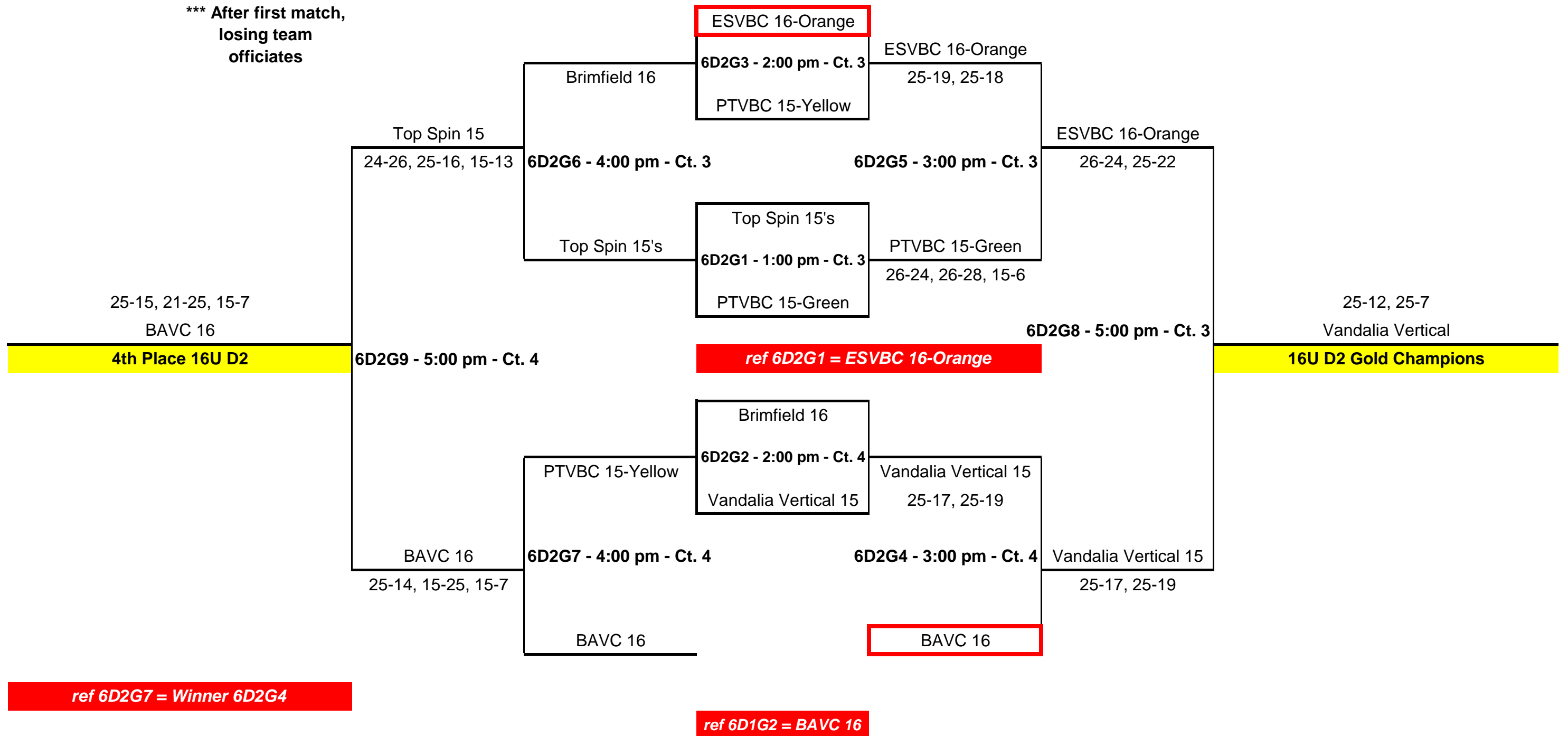
Gold Playoff Bracket for Girls 18U Division II - University of Illinois ARC

*** After first match,
losing team
officialiates



Gold Playoff Bracket for Girls 16U Division II - University of Illinois ARC

*** After first match,
losing team
officialates



Gold Playoff Bracket for Girls 16U Division III - University of Illinois ARC

*** After first match,
losing team
officialiates

